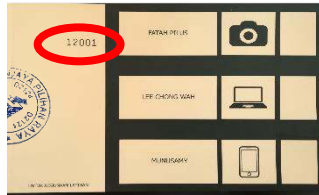


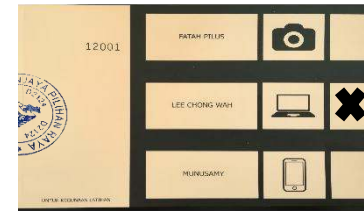
# CARA-CARA MENGUNDI POS

## HOW TO VOTE – POSTAL VOTE


**1** PASTIKAN NOMBOR SIRI KERTAS UNDI ADALAH SAMA PADA BORANG 2 DAN SAMPUL 'A'.  
*PLEASE ENSURE THE SERIAL NUMBER ON THE BALLOT PAPER IS IDENTICAL AS IN FORM 2 AND ENVELOPE 'A'.*



**2** TANDAKAN KERTAS UNDI DAN MASUKKAN KE DALAM SAMPUL 'A'. GAMKAN SAMPUL 'A'.  
*MARK THE BALLOT PAPER AND PUT IT INTO THE ENVELOPE 'A'. SEAL THE ENVELOPE 'A'.*



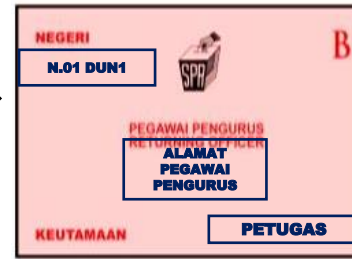

**3** BACA DENGAN TELITI "ARAHAN KEPADA PENGUNDI" DI BELAKANG BORANG 2 DAN LENGKAPKAN BORANG 2  
*READ CAREFULLY THE "INSTRUCTIONS TO VOTERS" ON THE BACK OF FORM 2 AND COMPLETE THE FORM.*



**SAKSI:**  
WARGANEGARA  
MALAYSIA BERUMUR  
18 TAHUN KE ATAS  
**WITNESS:**  
MALAYSIAN CITIZEN  
AGED 18 YEARS AND  
ABOVE

**BORANG 2 YANG TIDAK LENGKAP BOLEH MENYEBABKAN KERTAS UNDI DITOLAK**  
**INCOMPLETE FORM 2 MAY CAUSE THE BALLOT PAPER TO BE REJECTED**

**4** MASUKKAN BORANG 2 DAN SAMPUL 'A' YANG MENGANDUNGI KERTAS UNDI KE DALAM SAMPUL 'B'. GAMKAN SAMPUL 'B'.  
*PUT THE FORM 2 AND THE ENVELOPE 'A' CONTAINING THE BALLOT PAPER INTO THE ENVELOPE 'B'. SEAL THE ENVELOPE 'B'.*



SETEM TIDAK DIPERLUKAN BAGI PENGHANTARAN DALAM NEGERA.  
*STAMPS ARE NOT REQUIRED FOR DOMESTIC DELIVERY.*

**JANGAN MELENGAH-LENGAHKAN PENGHANTARAN KERTAS UNDI**  
**DO NOT DELAY THE DELIVERY OF BALLOT PAPER**

**5** MASUKKAN SAMPUL 'B' KE DALAM PETI SURAT POS MALAYSIA ATAU SERAHAN TANGAN KEPADA PEGAWAI PENGURUS.  
*PUT THE ENVELOPE 'B' INTO ANY POS MALAYSIA POST BOX OR HAND IT DIRECTLY TO THE RETURNING OFFICER.*



**NOTA / NOTE:**  
Bagi pengundi luar negara, sila gunakan khidmat penghantaran pos di negara masing-masing.

*For overseas voters, please use the postal delivery service in your respective countries.*